

**vtech**<sup>®</sup>

User's Manual

## **Splash the Singing Turtle™**



© 2016 VTech  
Printed in China  
91-003200-003 

Dear Parent,

Ever notice the look on your baby's face when they learn something new through their own discovery? These self-accomplished moments are a parent's greatest reward. To help fulfill them, VTech® created the **Infant Learning**® series of toys.

These unique interactive learning toys directly respond to what children do naturally – play! Using innovative technology, these toys react to baby's interactions, making each play experience fun and unique as they learn age-appropriate concepts like first words, numbers, shapes, colors and music. More importantly, VTech®'s **Infant Learning**® toys develop baby's mental and physical abilities by inspiring, engaging and teaching.

At VTech®, we know that a child has the ability to do great things. That's why all of our electronic learning products are uniquely designed to develop a child's mind and allow them to learn to the best of their ability. We thank you for trusting VTech® with the important job of helping your child learn and grow!

Sincerely,

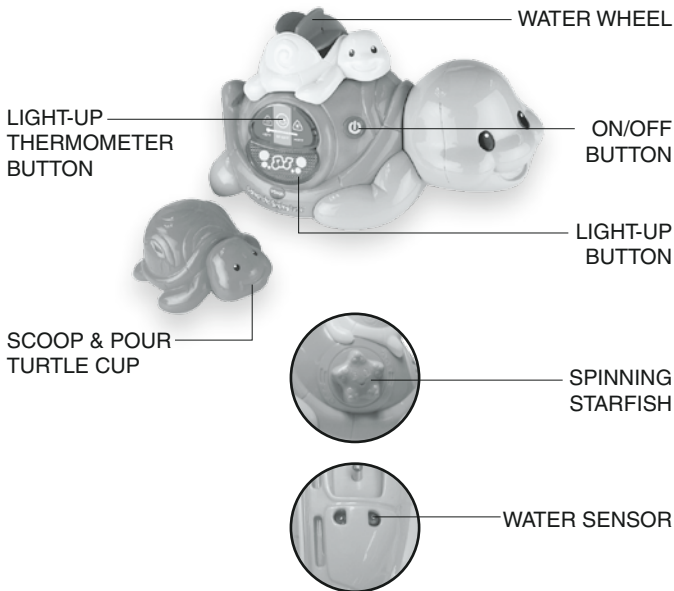
Your friends at VTech®

To learn more about VTech® toys, visit [vtechkids.com](http://vtechkids.com)

# INTRODUCTION

Thank you for purchasing the **VTech® Splash the Singing Turtle™** learning toy!

**Splash the Singing Turtle™** is an innovative bath toy for parents and infants. Parents can press on the light-up thermometer button to hear the temperature of the water announced. Baby can press the light-up button to be rewarded with fun phrases, sounds and short tunes. They can also use the scoop and pour turtle to pour water over the water wheel.



# INCLUDED IN THIS PACKAGE

- One VTech® Splash the Singing Turtle™ learning toy!
- One scoop & pour turtle cup
- One user's manual

## WARNING:

All packing materials, such as tape, plastic sheets, wire ties, and tags are not part of this toy, and should be discarded for your child's safety.

## ATTENTION:

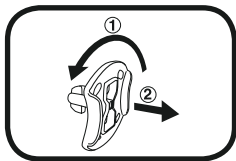
Pour la sécurité de votre enfant, débarrassez-vous de tous les produits d'emballage tels que rubans adhésifs, feuilles de plastique, attaches et étiquettes. Ils ne font pas partie du jouet.

## NOTE:

Please keep this user's manual as it contains important information.

## UNLOCK THE PACKAGING LOCKS

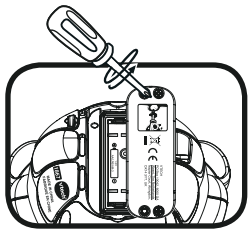
- ① Turn the packaging lock counter-clockwise several times.
- ② Pull out and discard the packaging lock.



# GETTING STARTED

## BATTERY INSTALLATION

1. Make sure the unit is turned **OFF**.
2. Locate the battery cover on the bottom of the unit. Use a screwdriver to loosen the screws.
3. Install 1 new 'AA' (AM-3/LR6) battery following the diagram inside the battery box. (The use of a new alkaline battery is recommended for maximum performance.)



4. Replace the battery cover and tighten the screw to secure.
5. When closing the battery cover ensure that the screws are securely tightened. This will avoid any water leakage.

## BATTERY NOTICE

- Use new alkaline batteries for maximum performance.
- Use only batteries of the same or equivalent type as recommended.
- Do not mix different types of batteries: alkaline, standard (carbon-zinc) or rechargeable (Ni-Cd, Ni-MH), or new and used batteries.
- Do not use damaged batteries.
- Insert batteries with the correct polarity.
- Do not short-circuit the battery terminals.
- Remove exhausted batteries from the toy.
- Remove batteries during long periods of non-use.
- Do not dispose of batteries in fire.
- Do not charge non-rechargeable batteries.
- Remove rechargeable batteries from the toy before charging (if removable).
- Rechargeable batteries are only to be charged under adult supervision.

With the **VTech® Splash the Singing Turtle™**, safety comes first. To ensure your child's safety, please ensure the battery cover is securely locked into position to avoid injury.

**WE DO NOT RECOMMEND THE USE OF RECHARGEABLE BATTERIES.**

## WARNING:


- Batteries must be changed by an adult.
- Only use this product in water between 16 and 45 degrees Celsius, 60 and 113 degrees Fahrenheit.
- This product cannot be used in salt water.
- Do not leave this product submerged in water for a long period of time.
- This product should only be operated in water when fully assembled in accordance with the instructions.
- To prevent drowning, never leave a child unattended in the bath.
- Do not solely rely on this product as your only means of checking the water temperature, always confirm the temperature of the water by submerging the back of your hand or your elbow into the water before placing your child in the bath. Children have very sensitive skin and can burn easily if the water is too hot.
- When finished playing, remove the unit from the water and pour out any remaining water. Rinse the unit with clean water and wipe with a dry cloth. Suspend the unit in an upright position to dry.

**Keep the speaker above water. If the speaker fills up with water, remove the turtle from the water and allow the water to drain away from the speaker.**

# PRODUCT FEATURES

## 1. ON/OFF BUTTON

To turn the unit **ON**, press the **ON/OFF BUTTON** (⏻). To turn the unit **OFF**, press the **ON/OFF BUTTON** (⏻) a second time.



## 2. THERMOMETER

The **THERMOMETER** is waterproof and can be fully submerged in the water. For the most accurate reading, mix the water before adding the thermometer to the water. Measure the temperature twice before putting your child in the bath. See additional information below.



## 3. WATER SENSOR

The **WATER SENSOR** is located on the bottom of the turtle. The turtle can read the temperature of the water when the bottom of the turtle is fully submerged in the water. Leave the turtle in the water for a consistent temperature reading.



## 4. LIGHT-UP THERMOMETER BUTTON

1. The **LIGHT-UP THERMOMETER BUTTON** is located on the side of the turtle. Press and hold the button to read the temperature of the water. You will hear the temperature announced and you will hear if the




temperature is too hot, too cold or just right. You will also see the corresponding light indicator light up based on the temperature reading.

2. The ideal water temperature is between 97°F - 101°F. If the temperature is 102°F or higher, the turtle will announce the temperature and that the water is too hot. The hot icon will flash as a visual warning. If the temperature is above 102°F DO NOT place your baby in the bath. You will risk scalding your baby. Add some cool water to reduce the temperature of the water. Check the temperature again before putting your baby in the bath.



3. If the temperature is 96°F or lower, the turtle will announce the temperature and that the water is too cold. The cold icon will flash as a visual warning. Add some warm water and check the temperature again before putting your baby in the bath.



4. For typical bath water temperatures, the accuracy of the thermometer is normally at +/- 1.5°C/ 2.7°F range.

## 5. AUTOMATIC SHUT-OFF

To preserve battery life, the **VTech® Splash the Singing Turtle™** will automatically power-down after approximately one minute when out of the water and eleven minutes when in the water without input. The unit can be turned on again by pressing any button. The water sensor will not turn the unit back on.





# ACTIVITIES

1. Press the **on/off button** to turn the unit on. You will hear a fun sound, a song and a phrase. The light will flash with the sound.
2. When the turtle in the water, press and hold the **light-up thermometer button** to hear a playful tune, the temperature of the water and a phrase advising if the water is too hot, too cold or just right. Press the light-up thermometer button quickly to hear a song or a melody. When the turtle is out of the water, press the light-up thermometer button to be reminded to put the turtle into the water.
3. Press the **light-up button** to hear a playful phrase and a sound or a short tune. The light will flash with the sound.



4. To attach the scoop & pour turtle to the big turtle, place the small turtle onto the groove on the big turtle's tail.



## **MELODY LIST:**

1. Sailing, Sailing
2. My Bonnie Lies Over the Ocean
3. Sailor's Hornpipe
4. Ring Around the Rosy
5. A-Tisket, A-Tasket.
6. Aloha Oe
7. Down By the Riverside
8. Cockles & Mussels
9. Good Morning Merry Sunshine
10. Shoo Fly Don't Bother Me
11. Skip To My Lou
12. Roses are Red

## **SUNG SONG LYRICS**

### **SONG 1**

Three sea turtles swimming in the tub,  
Bobbing up and down, riding the waves.

### **SONG 2**

Rub-a-dub-dub, three sea turtles in the tub,  
Who do you think they be?  
The mommy, her babies, a cute family,  
Swimming around so free!

# CARE & MAINTENANCE

1. Keep the unit clean by wiping it with a slightly damp cloth.
2. Keep the unit out of direct sunlight and away from any direct heat source.
3. Remove the batteries when the unit will not be in use for an extended period of time.
4. Make sure you empty the water out of all the elements of the unit and rinse thoroughly before drying so sediment or cleaning products are left on the unit.
5. Make sure to dry all the elements of the unit before storing.
6. Do not drop the unit on hard surfaces and do not expose the unit to moisture or water.

# TROUBLESHOOTING

If for some reason the program/activity stops working, please follow these steps:

1. Please turn the unit **OFF**.
2. Interrupt the power supply by removing the batteries.
3. Let the unit stand for a few minutes, then replace the batteries.
4. Turn the unit **ON**. The unit should now be ready to play again.
5. If the product still does not work, replace with an entire set of new batteries.

If the problem persists, please call our Consumer Services Department at 1-800-521-2010 in the U.S. or 1-877-352-8697 in Canada, or by going to our web site at [www.vtechkids.com](http://www.vtechkids.com) and filling out our Contact Us form located under the Customer Support link. A service representative will be happy to help you.

## **IMPORTANT NOTE:**

Creating and developing **Infant Learning** products is accompanied by a responsibility that we at **VTech®** take very seriously. We make every effort to ensure the accuracy of the information, which forms the value of our products. However, errors sometimes can occur. It is important for you to know that we stand behind our products and encourage you to call our Consumer Services Department on at 1-800-521-2010 in the U.S. or 1-877-352-8697 in Canada, or by going to our web site at [www.vtechkids.com](http://www.vtechkids.com) and filling out our Contact Us form located under the Customer Support link. A service representative will be happy to help you. A service representative will be happy to help you.

## **Note:**

This equipment has been tested and found to comply with the limits for a Class B digital device, pursuant to Part 15 of the FCC Rules. These limits are designed to provide reasonable protection against harmful interference in a residential installation. This equipment generates, uses and can radiate radio frequency energy and, if not installed and used in accordance with the instructions, may cause harmful interference to radio communications. However, there is no guarantee that interference will not occur in a particular installation. If this equipment does cause harmful interference to radio or television reception, which can be determined by turning the equipment off and on, the user is encouraged to try to correct the interference by one or more of the following measures:

- Reorient or relocate the receiving antenna
- Increase the separation between the equipment and receiver
- Connect the equipment into an outlet on a circuit different from that to which the receiver is connected
- Consult the dealer or an experienced radio/TV technician for help

THIS DEVICE COMPLIES WITH PART 15 OF THE FCC RULES. OPERATION IS SUBJECT TO THE FOLLOWING TWO CONDITIONS: (1) THIS DEVICE MAY NOT CAUSE HARMFUL INTERFERENCE, AND (2) THIS DEVICE MUST ACCEPT ANY INTERFERENCE RECEIVED, INCLUDING INTERFERENCE THAT MAY CAUSE UNDESIRE OPERATION.

*CAN ICES-3 (B)/NMB-3(B)*

**Caution:** Changes or modifications not expressly approved by the party responsible for compliance could void the user's authority to operate the equipment.



## PRODUCT WARRANTY

This Warranty is applicable only to the original purchaser, is non-transferable and applies only to "VTECH" products or parts. This product is covered by a 3-month Warranty from the original purchase date, under normal use and service, against defective workmanship and materials. This Warranty does not apply to (a) consumable parts, such as batteries; (b) cosmetic damage, including but not limited to scratches and dents; (c) damage caused by use with non-VTECH products; (d) damage caused by accident, misuse, unreasonable use, immersion in water, neglect, abuse, battery leakage, or improper installation, improper service, or other external causes; (e) damage caused by operating the product outside the permitted or intended uses described by VTECH in the owner's manual; (f) a product or part that has been modified (g) defects caused by normal wear and tear or otherwise due to the normal aging of the product; or (h) if any VTECH serial number has been removed or defaced.

Prior to returning a product for any reason, please notify the VTECH Consumer Services Department by going to our web site at [www.vtechkids.com](http://www.vtechkids.com), filling out our Contact Us form located under the Customer Support link or calling 1-800-521-2010.

If the service representative is unable to resolve the issue, you will be provided instructions on how to return the product and have it replaced under Warranty. Return of the product under Warranty must adhere to the following rules: If VTECH believes that there may be a defect in the materials or workmanship of the product and can confirm the purchase date and location of the product, we will at our discretion replace the product with a new unit or product of comparable value. A replacement product or parts assumes the remaining Warranty of the original product or 30 days from the date of replacement, whichever provides longer coverage.

**THIS WARRANTY AND THE REMEDIES SET FORTH ABOVE ARE EXCLUSIVE AND IN LIEU OF ALL OTHER WARRANTIES, REMEDIES AND CONDITIONS, WHETHER ORAL, WRITTEN, STATUTORY, EXPRESS OR IMPLIED. IF VTECH CANNOT LAWFULLY DISCLAIM STATUTORY OR IMPLIED WARRANTIES THEN TO THE EXTENT PERMITTED BY LAW, ALL SUCH WARRANTIES SHALL BE LIMITED TO THE DURATION OF THE EXPRESS WARRANTY AND TO THE REPLACEMENT SERVICE AS DETERMINED BY VTECH IN ITS SOLE DISCRETION.**

To the extent permitted by law, VTECH will not be responsible for direct, special, incidental or consequential damages resulting from any breach of Warranty.

**This Warranty is not intended to persons or entities outside the United States of America. Any disputes resulting from this Warranty shall be subject to the final and conclusive determination of VTECH.**